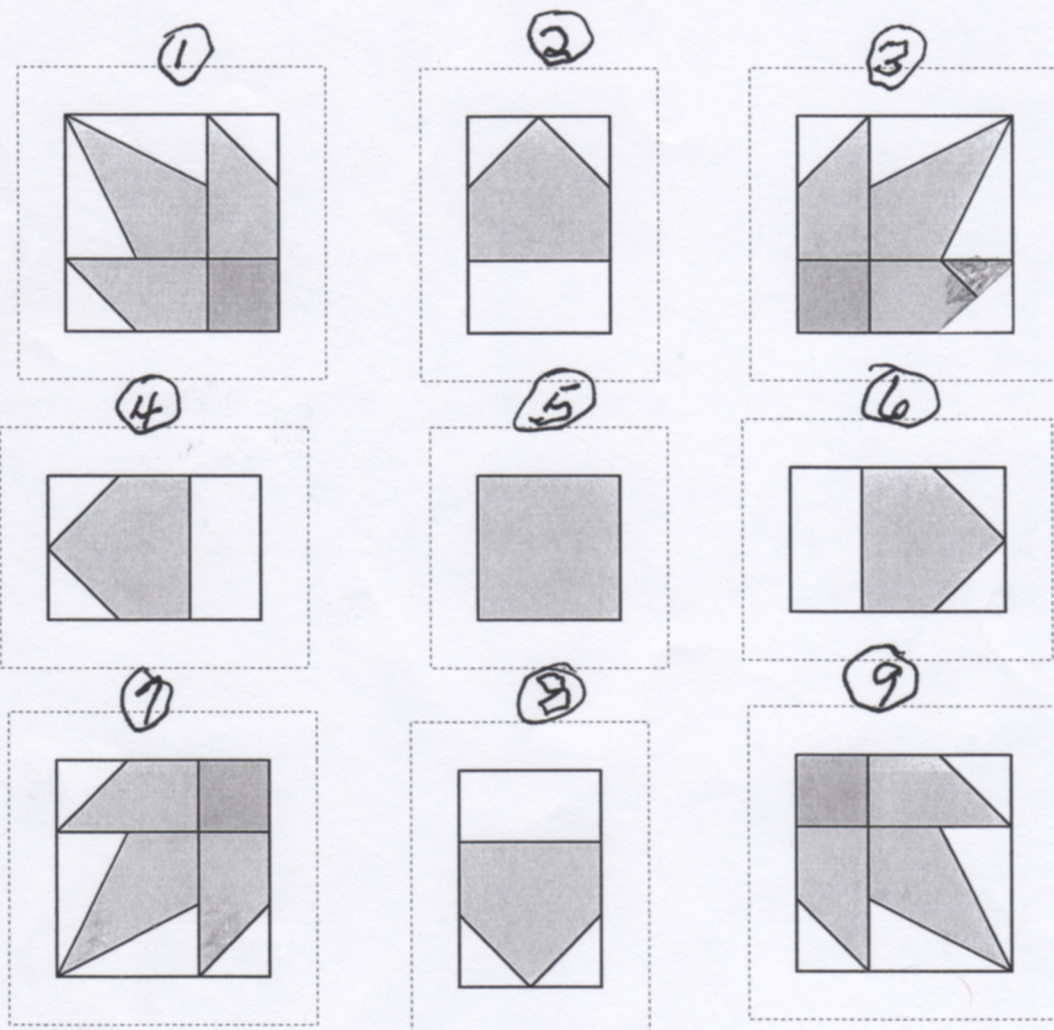



Charley Stokey's Star  
 From "The Union Quilters"  
 By Jennifer Chiaverini  
 12 1/2 inch unfinished square.  
 Due Nov. 2014

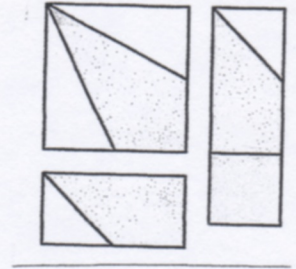


# Charley Stokey's Star

Blocks 1 3 7 9

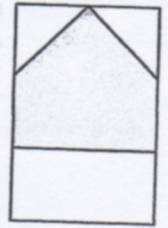
Cut 2 bkgrd and 1 red with templates  
For each corner square.

Cut 8 lt green strips 2" x 3 1/2" .  
Cut 8- 2" squares from bkgrd.  
Sew a 2" square to each green strip  
Corner to corner. Fold open. Cut off excess.  
THE GREEN PIECES MUST BE MIRROR  
IMAGES. 4 to the left and 4 to the right.  
Sew a 2" drk green square to the bottom of 4  
Lt green strip.



Blocks 2 4 6 8

Cut 4-3 1/2" squares from the blue. Snow ball  
The 2 top corners with 2" bkgrd fabric.  
Add a 2" x 3 1/2" rectangle from the bkgrd fabric to the bottom.



Block 5

Cut a 3 1/2" square from the red.

Happy sewing!!!!

