



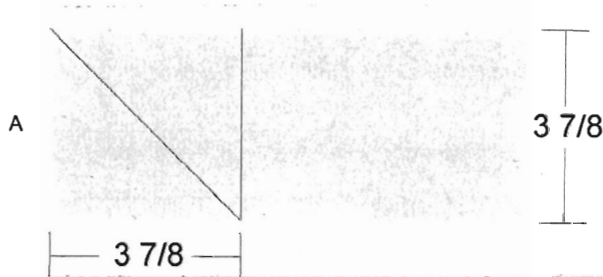
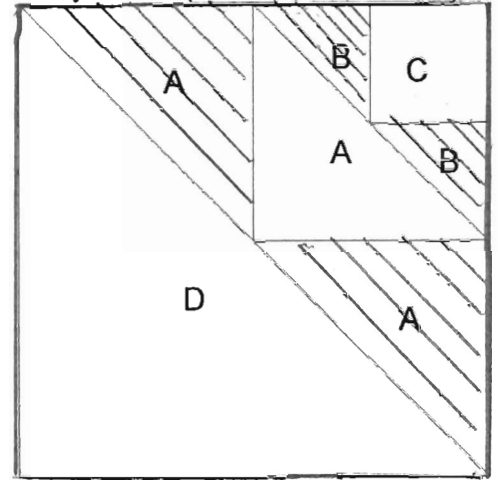
Black & white block.
Make 4- 6" blocks to make
a 12" finished block.
May 2012




BLACK & WHITE

CUTTING DIAGRAMS
FOR 4-6" SQUARES

Key Block (41/100 actual size)



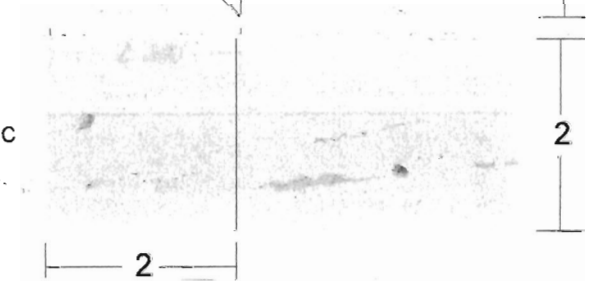
8 patches
8




4 patch
4



8 patches
8



4 patch
4



4 patch
4

Sew the 4-6" finished squares together by the grid on the first page.

Happy sewing!!!!

