



Bits and Pieces

Brazos Bluebonnet Quilt Guild Newsletter

Volume 30, No. 8, August 2011

Anne Perry, Editor Michaele Jackson, Co-editor

President's Message

Can you believe that the Quilt Show is next month? I hope your entries are all finished and ready to go. I know the Committee is hard at work with all the last minute details.

A special thank you goes to Nini for presiding over the July meeting. Our road trip to the AQS show in Knoxville and then to points east was very exciting. We found temperatures in the mountains in the 60's and even saw rain. We tried to harness the storm and bring it home with us, but that didn't work too well. If any of you are planning a trip to eastern Tennessee, we have a list of quilt stores to visit. We did leave a little bit of fabric there for you.

Please plan on coming to the work day on August 9th to work on things for the Bluebonnet Boutique at the quilt show. We will not have a program that evening, so I hope there will be lots to show and tell.

See you soon.....

Kerry

No new members in July

August 9th is the BBQG workshop for the Bluebonnet Store. The work-day is from 10 to 5:30 at the Brazos Center with a break for supper; then the monthly meeting will start at 7. Please plan to attend. We are just a month away from the quilt show. We will have patterns and some fabric. You need a machine and also can bring your own projects to work on while you visit. Bring some snacks or your lunch if you like. Hope to see you on the Ninth.

Updates on Quilt Show Entries:

This message is to provide the answers for questions that I have been asked several times.

Challenge quilts DO NOT NEED a sleeve. We pin them to the drape.

The location of the sleeve on the back of a long quilt is 95 inches. The stands are 8 feet tall or 96 inches. Place the top of the sleeve 95 inches from the bottom. The quilt will clear the floor by 1 inch. One of my quilts measured 95 inches. I place the sleeve at the top and it cleared the floor.

continued on page 2...



Stitch Haven

1600 South Day Street
Brenham, Texas 77833

(979) 836-3200
FAX (979) 836-3355
www.stitchhaven.com
stitchhaven@mail.com

"For those who love quilting, needlework and fine fabrics."

...continued from page 1

You do have one more option. An alternated option is to place the sleeve at the top of the quilt and we will pool it underneath on a sheet. As it is judged the top will be viewed. If this is the case place the sleeve at the top. We can handle this but I do not recommend this method.

Jo Ann W.

Tips from Kimberly D:

I found this website that has about 280 videos of free motion quilting that I thought might be good to put in the newsletter for the members to reference:
<http://www.daystyledesigns.com/365project.htm>

Also, The Alliance for American Quilts ~ Preserving, Documenting, and Sharing the Stories of Quilts and Quilt Makers.
<http://www.allianceforamericanquilts.org/about/>

Ricky Tims' "All That Jazz Improvisational Quilts"

This will be a collection of improvised quilts (not a competition) where the pre-planned designs are set aside in order that whim and spontaneity may prevail. Entries must be submitted online through September 30.

Information and entry forms at:
<http://www.rickytims.com/events/all-that-jazz-improvisational-quilts-2012>

Bee News

There is no doubt that it is summertime. It also seems we are well on the way to a record-breaking drought as well. So key words are: "Stay Cool" and "Stay Hydrated." I feel for the grass, shrubs and trees that must endure the heat without much water.

Joyful Quilters are still meeting on the 1st and 3rd Tuesday evenings from 6:30 until 8:30 at First Baptist Church, College Station. The room is often quiet and there is lots of elbow room, so come join this group of quilting ladies.

Material Girls reporter admits that as a gossip/society columnist she has been remiss at gathering tidbits of news. Most of the Material Girls are on the go or tied up with grandchildren and/or outdoor projects. Margie has given herself time off from landscape projects to join the quilting gang. Nancy is off to California to see her daughter and granddaughter.

Jane and Nadine had a great time at the Summer Retreat where Jane was the speediest there, finishing too many quilts to count. Our retreat members and the Blue Triangle Quilt Bee from Houston had a great show and tell during the Summer Retreat. Signing over and out with a quote from Marijane, "Waiting for Rain."

The Out of the Box Bee will have met on July 26 at Martha Scott's home. They will be helping each other out with the strange items in their challenge quilt sacks. The Bee will be entering it's 8x8 "Quilts Art Us" graffiti quilt in the group category for the upcoming show. They have also reserved a booth so they can display additional work beyond the show limit of two entries each in the art category.

Praying Piecers have finished a sleeping bag for the homeless. They are now working on individual projects, soldier squares and quilts for the wounded soldiers.

Quilt 'n Peace members, along with other quilters, made their annual trip to LaSara, TX where they taught quilting to 30 women. Their supply of fabric was

continued on page 3...

reduced considerably, so if you have too much fabric to stash, pass it on to them. They also gave away three sewing machines (some from BBQG members) to women who completed a machine maintenance class. They accept old machines, too.

The Trip Around the World quilt for Hospice was taken to the home of a bee member who is spending free time hand quilting so we can finish it for the September Quilt Show.

The Finishers Bee is still meeting sporadically so look for e-mails to announce the meetings.

The Stitchin' Bees are trying to catch up and finish some Sunbonnet Sue quilts this month. They will not have the regular meeting in August because of Bible School.

The Thursday Thumblebees are busy finishing up tote bags and other items to donate to the Bluebonnet Store. Somehow these projects always seem to take longer than anticipated to complete! Members are also working on soldier squares and individual projects started at the winter retreat. One member will be spending the remainder of the summer in the mountains of New Mexico where she and her husband will enjoy cooler temperatures, hopefully, and no forest fires. They plan to return in early October and the bee expects to see some completed quilting projects when she returns.

Peggy, Beekeeper June 21, 2011

Caldwell Quilt Show

September 8-10 - 25th Annual Creative Memories Quilt Guild's annual show; Civic Center on Hwy 21, Caldwell; Over 100 quilted items; Raffle Quilt, Country Store; Hours: Thursday, September 8, 12 noon-6 p.m.; Friday, September 9, 9 a.m.-6 p.m.; Saturday, September 10, 9 a.m.-4 p.m.; E-mail: Cmqqguildbc@yahoo.com

The last day of the quilt show, September 10, the Koblach Festival is being held on the downtown square in Caldwell. A unique place to have lunch is the Mad Hatter's Tea Room & Boutique. Yesteryears Antique Shop is close by also.

Singer Model 99 Machine For Sale

One of our church members has a Singer model 99 machine with attachments that she is interested in selling. Is there any interest in this model of Singer? Contact: <jbbochner@suddenlink.net>

Terry Skrabanek
Owner

Exquisite Fabrics & Yarn
Classes Notions Patterns Books
Authorized BabyLock Retailer

LONE STAR
Quiltworks

4301 S. Texas Ave.
Bryan, TX 77802
www.lonestarquiltworks.com

(979) 595-1072
FAX (979) 595-1074
lonestarquiltworks@suddenlink.net

July, 2011 BBQG Meeting Minutes

Nini H., Presiding.
Minutes from June meeting were approved as recorded.

Programs – Raymonda A. reported 18 members had signed up for the workshop to be held at Peace Lutheran Church and that due to an increase in cost there is an additional \$5 charge to be paid by all attending the workshop. Deb Caffrey will be the presenter in October. It is suggested that those attending her workshop should purchase supplies early.

Treasury – Eleanor M. gave the Treasurer's report.

Membership – Lynn T. reported there were 60 members in attendance with at least 1 visitor.

Block-of-the-Month – Linda B. awarded 4 blocks to Karen K.

Brazos Window – Deb B. reported that Nadine's quilts are currently on display.

Challenge Quilt – Jane C. advised that all fabric packs have been handed out.

Habitat for Humanity – Nancy S. reported that there would be a ground breaking ceremony for the 200th home on Saturday, but that it would not be necessary for a Guild member to be present. She attended one dedication since last month's meeting.

Quilt Show – Theresa M. discussed items wanted in the Bluebonnet Store and advised that patterns are available for anyone wishing to make said items. **There will be a workshop August 9th to work on these items.** Anything to be sold at the store is due the Thursday before the Show. Members should pin a note on items they would like returned to them if the items does not sell during the show. It has been decided that the Guild will keep 20% of the profit on items sold and members should keep this in mind when pricing their items.

Kim D. discussed the baskets to be raffled off at the show and advised that they need to be dropped

continued on page 4...

Bluebonnet Quiltery

Dianne Davenport, owner

Professional Longarm Quilting

1400 S. Chappell Hill St

Brenham, TX 77833

979-421-2838

www.bluebonnetquiltery.com



...continued from page 3

off at Deb B.'s shop August 15-20 if they are to be gift wrapped. A list of the contents of the basket is to be included with the basket or e-mailed to Kim. Call Kim if you have any questions (690-5030). "Friends of the Guild" will be handling the basket raffle and the Bluebonnet Store consignments, so as to avoid any legal problems.

Connie S. advised that Nell S. will be appraising quilts at the show, but you need to discuss this with Connie before registering your quilt for appraisal.

Lynn T. has bookmarks advertising the show that members can hand out to friends, family, the community in general. These may also be taken to various shops/stores for public access.

Raffle Quilt – Nini H. and others discussed the Quilt being shown at Wells Fargo. A past scholarship winner stopped by and purchased at raffle ticket and discussed his past & future educational happenings. A boyfriend of a current scholarship winner also stopped and purchased a ticket. So far, a total of \$3200+ has been raised. Sunshine & Shadows – Lynn T. reported she's sent several cards recently, including to the family that worked in the kitchen at the Retreat (their son was killed in front of them in a motorcycle accident shortly after the Retreat ended). Someone also reported that Luci S. is having difficulty due to physical pain and was unable to attend the meeting.

Website – Anne P., Chairperson. There was some discussion concerning discrepancies on the registration form accessible on the web. The dates are wrong. However, that does not interfere with registration of the quilts.

Door Prizes – Nini H. awarded prizes to Betty B., Debbi G., and Becky S.

New Business - Dana reported the creation of a BBQG Facebook page.

Rhonda C., Secretary

Area Quilt Shows

Now through Sept. 30, 2011 - Story Quilts

Galveston Historical Foundation's 1861 US Custom House, 502 20th Street, Galveston, TX.

M-F, 9-5. Closed Labor Day

Free admission. www.galvestonhistory.org

Bright and lively, these quilts all tell a story, Mary Lou Weidman-style. Most are by Galveston resident Peggy Baldwin-Clayton, who has taken many classes from Mary Lou. There are also 15 of Mary Lou's quilts, including several published in her books, and others from Mary Lou's students throughout the United States. A good show for the family-one even most guys enjoy! Contact Jenny Chiovaro <jenny@chiov.net> for more information.

August 5-6 - "Remembrance" - Sponsored by the Ft. Worth Quilt Guild, 3901 S. Hulen, Ft. Worth, TX; \$5; E-mail: dollieblevins@gmail.com;

"Fabulous quilts, boutique, vendors"

September 1-30 - Quilt Across Texas Shop Hop

- www.quiltacrosstexas.com or Lone Star Quilt Works shop for details.

September 9-10 - Renaissance of Quilts - Brazos Bluebonnet Quilt Guild - <http://www.bbqg.org/bbqgquilt-show.html>

September 16-18 - "Call to Colors" - Greater San Antonio Quilt Guild, 8101 Pat Booker Rd, San Antonio, TX; \$7; E-mail: jmiller@satx.rr.com; "Over 250 judged quilts and 35 vendors"

September 30-October 1 - "Lone Star Fiesta" - Dell Diamond Heritage Center, Round Rock, Texas - Chisholm Trail Quilt Guild; 10 a.m. - 6 p.m.; www.ctquiltguild.org.

October 8 - "West Texas: Sunsets, Wind, and Black Gold" - Midland Quilters Guild - Midland Center, 105 N. Main St., Midland, TX; quilt appraisals by Nell Smith; "Quilters Market, Silent Auction, Quilt Sale Vendors, Featured Quilter"

October 14-15 - "Harvest of Quilts" - Cotton Patch Quilt Guild; Hunt County Fairgrounds, Greenville, TX; \$6; E-mail: 4cpqgnews@verizon.net; "Free parking, vendors, demonstrations"

November 3-6 - International Quilt Festival - George R. Brown Convention Center, Houston, TX

Brazos Bluebonnet Quilt Guild 2010 Programs & Workshops

August 9 - Workshop to finish items for the Bluebonnet Store at the Brazos Center

continued on page 5...

September 9-10, 2011 - BBQ Quilt Show - Renaissance of Quilts (No regular meeting in September.)

October 11 - Debbie Caffrey - "How to Have it all, How to Move it, Use it and Never Lose it"

October 12 - 9-3 - Debbie Caffrey - "Open a Can of Worms and Another Can of Worms;" Her website is: <http://www.debbiescreativemoments.com/>

Nov. 8 - Nouveau Wearables Style Show

Dec. 13 - Christmas Party

...and "The Best for Last..."

"BBQG Friends,

"I am writing to extend a big "Thank you" from a new friend.

"A recent Friday, I was on my way to Kerrville and stopped for my first visit at Valli and Kim in Dripping Springs. When I entered the shop I told the two women who greeted me that I just wanted to browse. They went about their work and I leisurely looked in every nook and cranny. I spotted more than a couple fabrics which I thought would compliment a fat quarter challenge I wanted to round-out.

"When I got serious about a couple of my options, I asked the opinion of one of the women. We chatted about the pros and cons of the options, the heat of the day, the lack of rain, etc., and in introducing ourselves, I came to learn she is the "Kim" of Valli and Kim. When I told her I was from the Bryan and College Station area, she asked me if I knew Terry at Lone Star QuiltWorks. My response was, "Yes, she is a great friend, I am a regular customer and both of my daughters have worked for her."

"Her next question was about the Bluebonnet Quilt Guild. When I told her I am a member, she smiled very sweetly and told me she needed to thank the Guild. For a few seconds I was in suspense. Then she told me her son, Taylor, had returned from Iraq on Tuesday (just three days prior) and when he pulled laundry from his bags he exclaimed, "Mom, you will love this." as he tossed one of BBQG's Prayer Squares to her.

"She said she is appreciative for him to have received our prayers and token of thanks. I am honored to be able to relate this story!

Becky H.

"P.S. Since that recent Friday, I received a message from Kim to share that Taylor said that, 'the box was addressed to him and FULL of little quilts. He took two of them and set the others out for anyone that wanted one. He said the box quickly emptied, so there are lots of appreciative soldiers with a little quilt.'"

2011 Officers

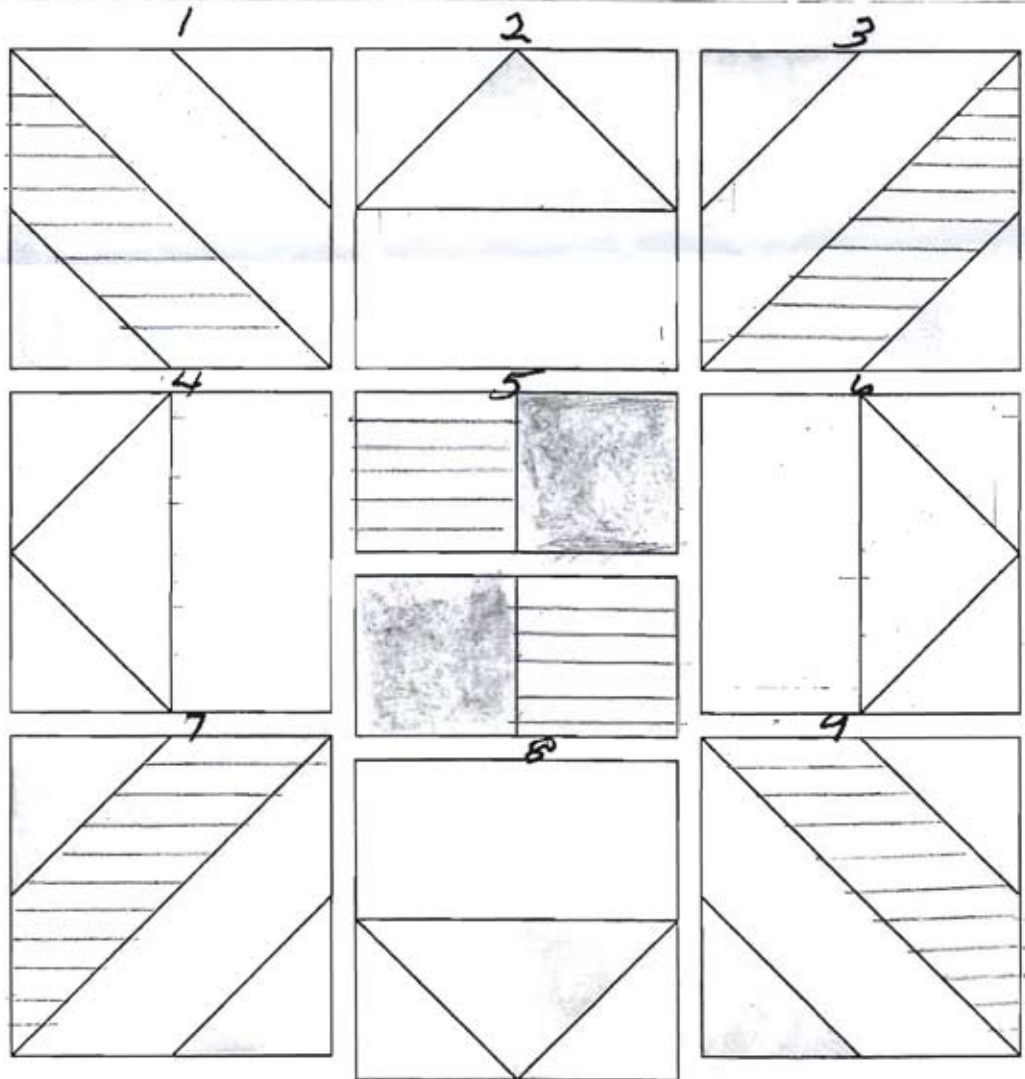
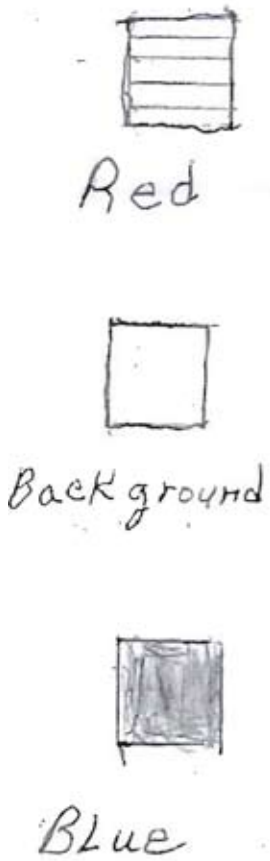

President Kerry Dwyer
President Elect Nini Hodges
1st Vice President – Programs - Raymonda Almand
2nd Vice President – Membership - Michaele Jackson / Sue Ryan
Secretary - Rhonda Casey
Treasurer - Eleanor Mueller

2011 Committee Chairs

Arts Council - Mary Anne Durbin
Beekeeper - Peggy Mobley
Block of the Month - Charlotte Simpson
Brazos Center Window - Debbie Brooks
Care quilts - Luci Smith
Challenge Quilt - Material Girls
Christmas Party - OPEN
Dallas Bus Trip - Marijane Deen
Door Prizes - Nina Hodges
Habitat for Humanity - Nancy Searcy
Library - Sue Idol
Newsletter - Anne Perry
Quilt Education - Carol Willson
Quilt Show (Sept. 9-10, 2011) - Dawn Merker
Raffle Quilt Sales - Nini Hodges
Scholarships - Sue Chrysler
Soldier Squares - Marian Dierschke
Sunshine and Shadows - Lynn Thurston
Spring Retreat - Rowena Reed
Winter Retreat - Connie Silber
Website - Anne Perry

This Block of the Month is due at the August 9, 2011 meeting:

BEST FRIENDS
DUE AUG 2011
12" FINISHED BLOCK



BEST FRIENDS

1,3,7,9,

RED & BACKGROUND CUT 2- 5"
SQUARES FROM EACH. FROM
THE BLUE CUT 8-- 2 ½" SQUARES.
SEW THESE ON THE RIGHT TOP &
BOTTOM LEFT CORNERS OF ALL
4 -5" BLOCKS. PUT A RED & A
BACKGROUND SQUARE, RIGHT
SIDES TOGETHER . BE SURE THE
BLUE CORNERS ARE TOGETHER.
MARK A LINE FROM THE
CORNERS W/OUT THE BLUE
CORNERS DIAGONALLY. SEW ON
EACH SIDE OF LINE,CUT APART
& PRESS OPEN. TRIM TO 4 ½' .

2,4,6,8


MAKE 4 FLYING GEESE FROM
BACKGROUND & BLUE FABRIC
2 ½ X 4 ½". ADD A 2 ½" X 4 ½"
STRIP TO EACH FROM THE
BACKGROUND FABRIC.

CENTER SQUARE

RED & BLUE FABRIC CUT 2- 2 ½"
SQUARES FROM EACH FABRIC.
SEW TOGETHER TO MAKE A 4 ½"
SQUARE.

PUT TOGETHER USING GRID ON
FIRST PAGE.

HAPPY SEWING!




Sew, trim, and press



Sew, trim, and press



Sew, trim, and press.



Make 4.

