


ROCKY ROAD
12' finished block
DUE OCT 11-11

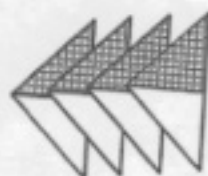



ROCKY ROAD

BLOCKS 1,4,7,9

From the blue & background
cut 1 square of each $5\frac{1}{2}'' \times 5\frac{1}{2}''$
Cut these square diagonally from each
Corner to make 4 triangles from each
fabric.

place the bkgd triangle face up with
the square corner next to the needle.
Place the blue triangle on top face
down & sew down to the point.
(make 4 units)




From the brown, cut 2 squares $5'' \times 5''$.
cut these diagonally 1 time, to make 4
large triangles. Sew these to the blue
& bkgd units, trim to $4\frac{1}{2}'' \times 4\frac{1}{2}''$.

Blocks 2,4,6,8.

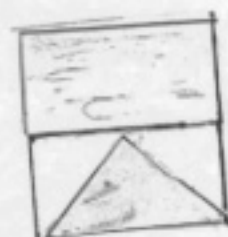
From the bkgd fabric cut 4 rectangles,
 $2\frac{1}{2}'' \times 4\frac{1}{2}''$.

From the blue, cut 8 -- $2\frac{1}{2}'' \times 2\frac{1}{2}''$
squares to make flying geese.

From the brown, cut 4 rectangle
 $4\frac{1}{2}'' \times 2\frac{1}{2}''$. sew to the top of the
flying geese.



make 4



make 4

Center block

From the blue & bkgd, cut 1 square
from each $4'' \times 4''$.

Cut diagonally 1 time. Sew together to
make an X. trim to $4\frac{1}{2}'' \times 4\frac{1}{2}''$.

Sew all squares together using the grid
on the front.



make 1