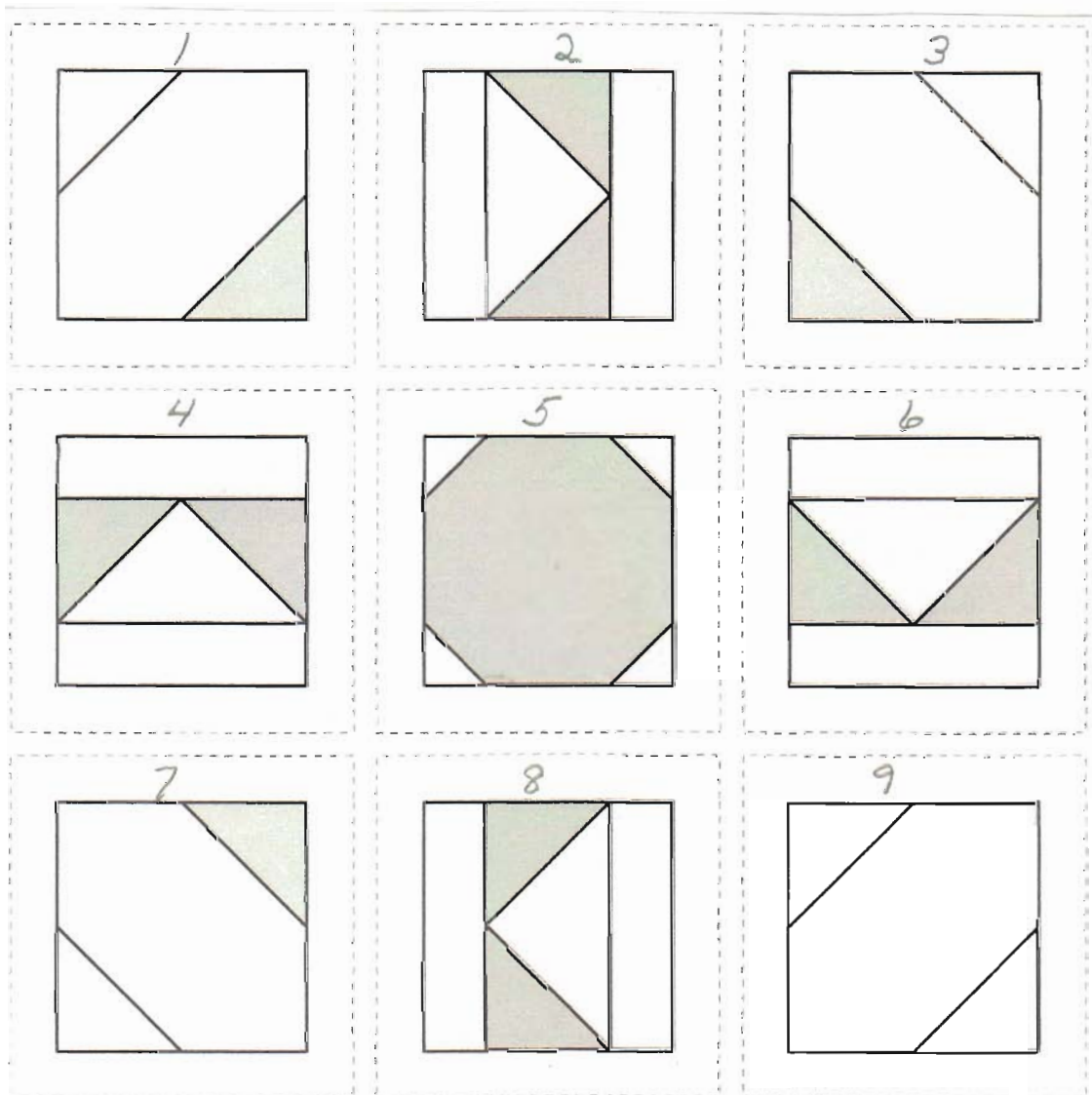


TURN TURN TURN
DUE APRIL 12th.
12" finished block



TURN TURN TURN

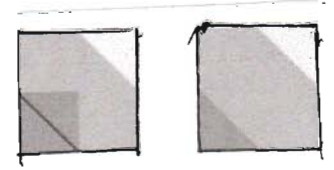
BLOCKS 1,3,7,9

FROM THE DK BROWN., CUT
4--4 1/2" SQUARES.

FROM THE BLUE AND THE
BACKGROUND FABRIC, CUT
4--2 1/2" SQUARES.

ON THESE, DRAW A DIAGONAL
LINE FROM CORNER TO
CORNER.

SEW 1 BLUE SQ.ON 1 CORNER
OF THE DK BROWN AND 1 BKGD
SQ. ON THE OPPOSITE CORNER



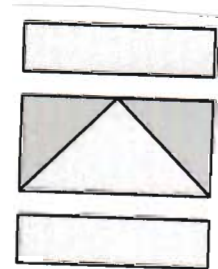
Sew, trim, and press
Make 4

BLOCKS 2,4,6,8

FROM THE BKGD FABRIC CUT
8- 1 1/2" X 4 1/2" STRIPS

CUT 4 - 2 1/2 X 4 1/2" STRIPS FOR
FLYING GEESE.

FROM THE LIGHTER BROWN,
CUT 8- 2 1/2" SQUARES FOR THE
FLYING GEESE.SEW A 1 1/2 "
STRIP ON THE TOP AND BOTTOM
OF THE FLYING GEESE.



Sew and press. Make 4.

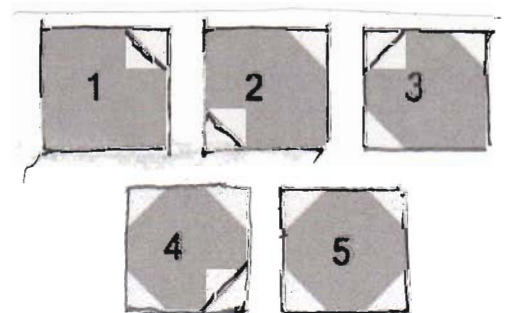
CENTER SQ.#5

FROM THE LIGHTER
BROWN,CUT 1--4 1/2" SQ.

FROM THE BKGD,

CUT 4-1 1/2" SQ.

SEW 1 ON EACH CORNER.



Sew, trim, and press. Make 1.

SEW TOGETHER AS SHOWN ON
FRONT.