

1

Old maids puzzle 11" finished block.

Fabric----- Background (bg) - cream
1--brown
2--rose
3 green

Cut two 3 3/4" square from #1 brown

Cut one 3 3/4" square from #2 rose

Cut five 3 3/4" square from (bg.)


Cut two 3 1/4" squares from (bg)

Cut two 3 1/4 squares from green

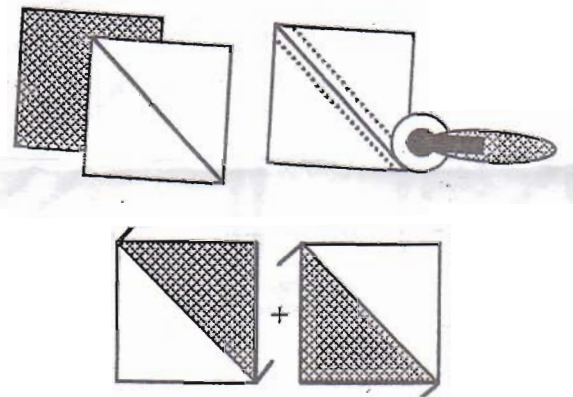
Cut one 6 1/2" square from #2 rose.
Cut this square in half diagonally

Take 2-- 3 3/4" (bg) square and pair them with the 2 brown squares. Mark a line diagonally on the (bg) and sew on each side, cut on the line to make half square triangles. Square up to 3 1/4" if necessary.

Repeat with the 1--3 3/4" rose square and 1--3 3/4" (bg) square.




The Colors should be a little Darker.

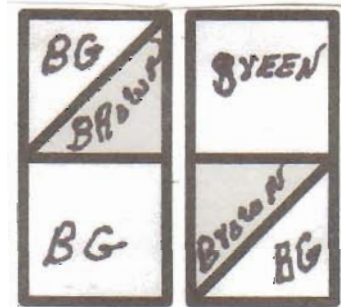


Cut the two remaining $3 \frac{3}{4}$ (bg) in half diagonally.

Sew 1 (bg) triangles on each side of the rose half square triangle. Sew the large rose triangle to this set. Make 2. Trim to 6 inches.



Sew a $3 \frac{1}{4}$ " (bg) to 2 of the brown half square triangles. (check the picture for placement)



Sew a $3 \frac{1}{4}$ " green to the other 2 brown half square triangles.

Sew these segments together to make 2--- 6" block.

